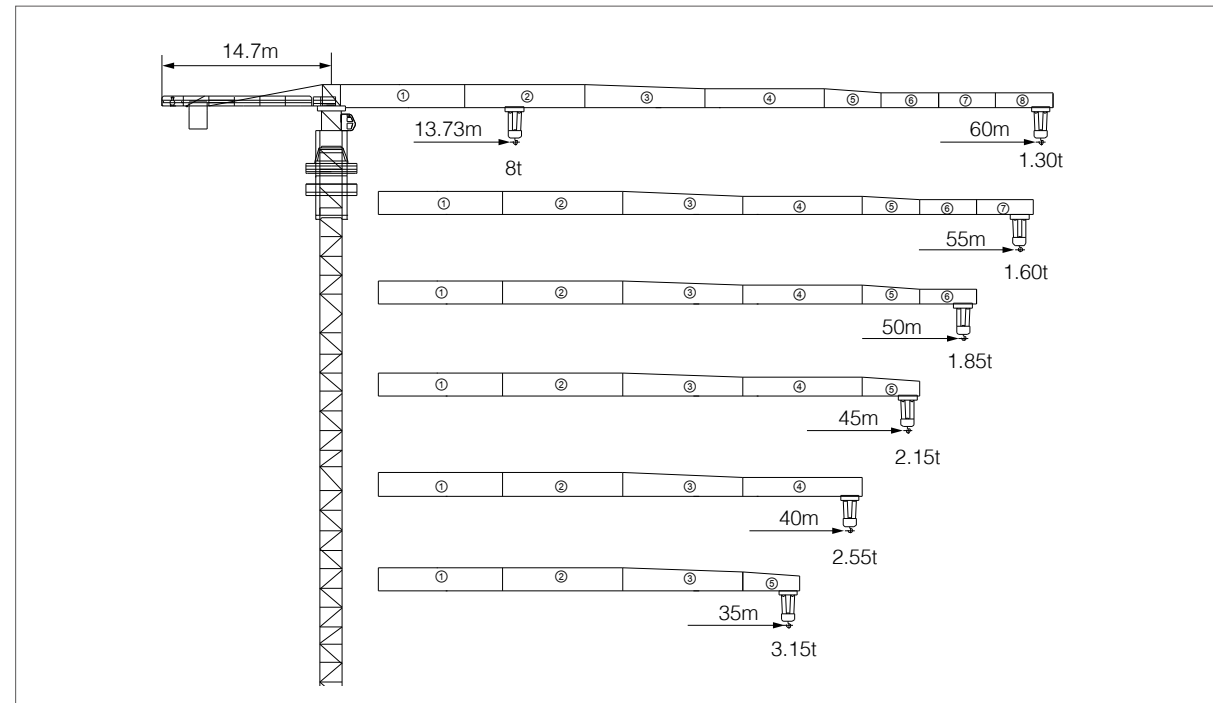


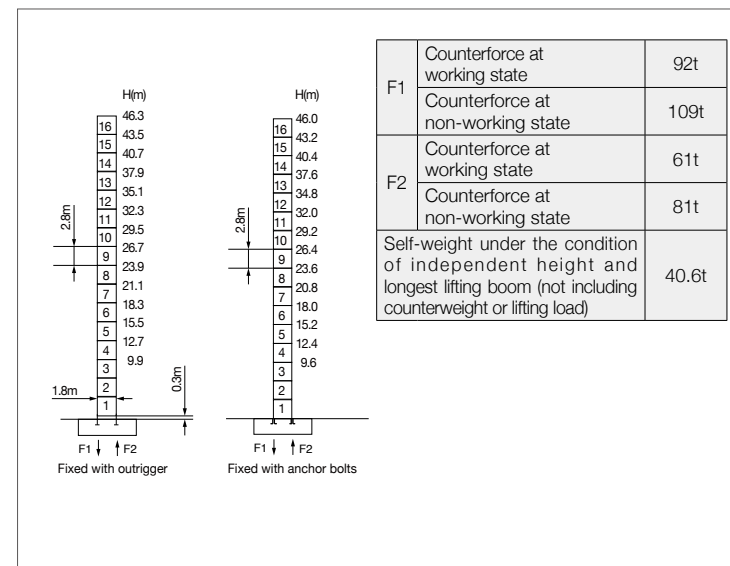
Jib Length & Tip Load



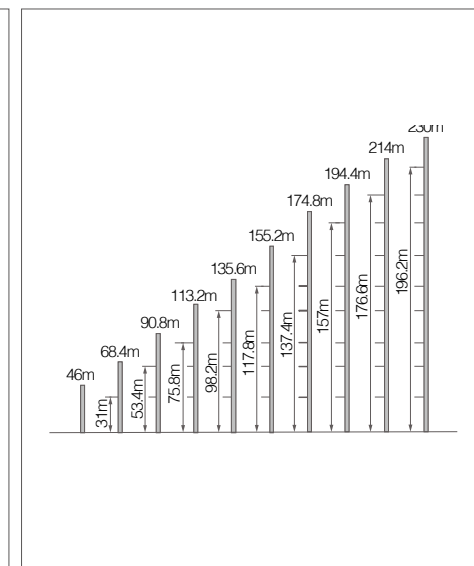
Counter-jib Ballast

| Boom length (m) | Balance jib length(m) | Total weight of counterweight (kg) | 2660kg counterweight (blocks) | 1500kg counterweight (blocks) |
|-----------------|-----------------------|------------------------------------|-------------------------------|-------------------------------|
| 60 | 12.9 | 17460 | 6 | 1 |
| 55 | 12.9 | 15960 | 6 | 0 |
| 50 | 12.9 | 14800 | 5 | 1 |
| 45 | 12.9 | 13300 | 5 | 0 |
| 40 | 12.9 | 10640 | 4 | 0 |
| 35 | 12.9 | 9480 | 3 | 1 |

Masts



Anchorage



Load diagrams

| Range | Max. lifting capacity | 18 | 20 | 25 | 30 | 32 | 35 | 38 | 40 | |
|-------|-----------------------|-----------------|------|------|------|------|------|------|------|------|
| 60m | ⌋ | (2.5-25.22)m/4t | 4.00 | 4.00 | 4.00 | 3.25 | 3.00 | 2.69 | 2.42 | 2.27 |
| | ⌋⌋ | (2.5-13.73)m/8t | 5.85 | 5.18 | 3.97 | 3.18 | 2.93 | 2.62 | 2.35 | 2.20 |
| 55m | ⌋ | (2.5-26.69)m/4t | 4.00 | 4.00 | 4.00 | 3.48 | 3.22 | 2.88 | 2.60 | 2.44 |
| | ⌋⌋ | (2.5-14.51)m/8t | 6.25 | 5.53 | 4.25 | 3.41 | 3.15 | 2.81 | 2.53 | 2.37 |
| 50m | ⌋ | (2.5-26.98)m/4t | 4.00 | 4.00 | 4.00 | 3.52 | 3.26 | 2.92 | 2.64 | 2.47 |
| | ⌋⌋ | (2.5-14.66)m/8t | 6.32 | 5.60 | 4.31 | 3.45 | 3.19 | 2.85 | 2.57 | 2.40 |
| 45m | ⌋ | (2.5-27.20)m/4t | 4.00 | 4.00 | 4.00 | 3.56 | 3.29 | 2.95 | 2.67 | 2.50 |
| | ⌋⌋ | (2.5-14.78)m/8t | 6.38 | 5.65 | 4.35 | 3.49 | 3.22 | 2.88 | 2.60 | 2.43 |
| 40m | ⌋ | (2.5-27.63)m/4t | 4.00 | 4.00 | 4.00 | 3.63 | 3.36 | 3.01 | 2.72 | 2.55 |
| | ⌋⌋ | (2.5-15.01)m/8t | 6.50 | 5.79 | 4.46 | 3.56 | 3.29 | 2.94 | 2.65 | 2.48 |
| 35m | ⌋ | (2.5-28.67)m/4t | 4.00 | 4.00 | 4.00 | 3.79 | 3.51 | 3.15 | - | - |
| | ⌋⌋ | (2.5-15.56)m/8t | 6.77 | 6.00 | 4.63 | 3.72 | 3.44 | 3.08 | - | - |

| Range | Max. lifting capacity | 42 | 45 | 48 | 50 | 52 | 55 | 58 | 60 | |
|-------|-----------------------|-----------------|------|------|------|------|------|------|------|------|
| 60m | ⌋ | (2.5-25.22)m/4t | 2.13 | 1.94 | 1.78 | 1.69 | 1.60 | 1.48 | 1.37 | 1.30 |
| | ⌋⌋ | (2.5-13.73)m/8t | 2.06 | 1.87 | 1.71 | 1.62 | 1.53 | 1.41 | 1.30 | 1.23 |
| 55m | ⌋ | (2.5-26.69)m/4t | 2.29 | 2.10 | 1.93 | 1.82 | 1.73 | 1.60 | - | - |
| | ⌋⌋ | (2.5-14.51)m/8t | 2.22 | 2.03 | 1.86 | 1.75 | 1.66 | 1.53 | - | - |
| 50m | ⌋ | (2.5-26.98)m/4t | 2.33 | 2.13 | 1.95 | 1.85 | - | - | - | - |
| | ⌋⌋ | (2.5-14.66)m/8t | 2.26 | 2.06 | 1.88 | 1.78 | - | - | - | - |
| 45m | ⌋ | (2.5-27.20)m/4t | 2.35 | 2.15 | - | - | - | - | - | - |
| | ⌋⌋ | (2.5-14.78)m/8t | 2.28 | 2.08 | - | - | - | - | - | - |

Mechanisms

| Mechanism | | Model | Power | Velocity | |
|---------------|------------|-----------------|-----------|-------------|---------------|
| Slewing | ↻ | SHJ100A | 2x5.5kw | 0-0.75r/min | |
| Trolleying | ↔ | SXJ33.62B | 3.3/2.2kw | 50/25m/min | |
| Lifting | ↕ | SQJ04D | 37/37kw | ⌋ | 2t 100m/min |
| | | | | ⌋⌋ | 4t 50 m/min |
| | | | | ⌋⌋⌋ | 4t 50 m/min |
| Power voltage | 380V(±10%) | Power frequency | 50HZ | | |